

WHERE YOUR **INCOME TAX** MONEY REALLY GOES

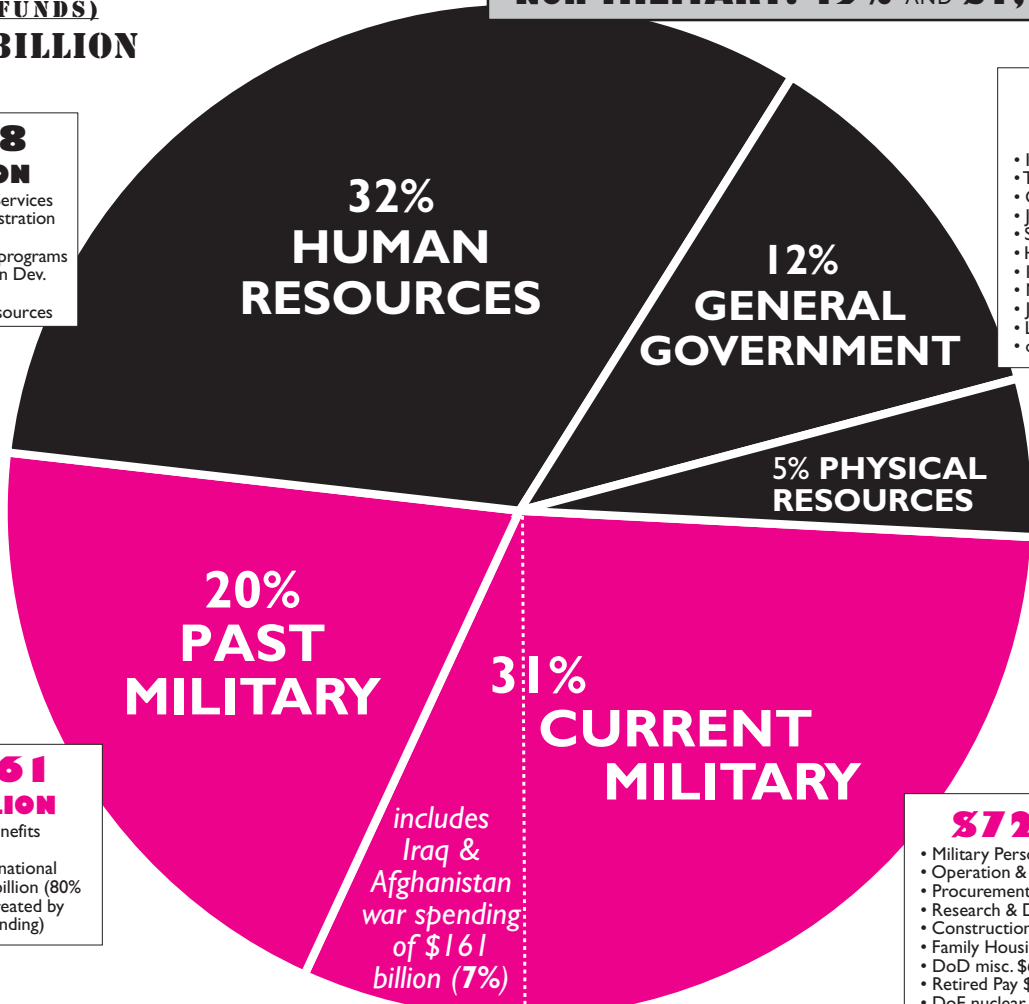
U.S. FEDERAL BUDGET **2008** FISCAL YEAR

**TOTAL OUTLAYS
(FEDERAL FUNDS)
\$2,347 BILLION**

Non-MILITARY: 49% AND \$1,159 BILLION

**\$748
BILLION**

- Health/Human Services
- Soc. Sec. Administration
- Education Dept.
- Food/Nutrition programs
- Housing & Urban Dev.
- Labor Dept.
- other human resources



**\$295
BILLION**

- Interest on debt (20%)
- Treasury
- Government personnel
- Justice Dept.
- State Dept.
- Homeland Security (17%)
- International Affairs
- NASA (50%)
- Judicial
- Legislative
- other general gov't.

**\$116
BILLION**

- Agriculture
- Interior
- Transportation
- Homeland Security (17%)
- HUD
- Commerce
- Energy (non-military)
- Environmental Protection
- Nat. Science Fdn.
- Army Corps Engineers
- Fed. Comm. Commission
- other physical resources

**\$461
BILLION**

- Veterans' Benefits \$85 billion
- Interest on national debt \$376 billion (80% est. to be created by military spending)

includes Iraq & Afghanistan war spending of \$161 billion (7%)

\$727 BILLION

- Military Personnel \$136 billion
- Operation & Maint. \$249 billion
- Procurement \$111 billion
- Research & Dev. \$70 billion
- Construction \$10 billion
- Family Housing \$4 billion
- DoD misc. \$6 billion
- Retired Pay \$52 billion
- DoE nuclear weapons \$17 billion
- NASA (50%) \$9 billion
- International Security \$10 billion
- Homeland Secur. (military) \$31 billion
- Exec. Office of President \$1 billion
- other military (non-DoD) \$1 billion

plus . . . anticipated supplemental war spending requests of \$20 billion in addition to the \$141 billion for Iraq and Afghanistan wars already incorporated into figures above

MILITARY: 51% AND \$1,188 BILLION

HOW THESE FIGURES WERE DETERMINED

“Current military” includes Dept. of Defense (\$585 billion), the military portion from other departments (\$122 billion), and an unbudgeted estimate of supplemental appropriations (\$20 billion). “Past military” represents veterans’ benefits plus 80% of the interest on the debt.* For further explanation, please go to www.warresisters.org/piechart.htm.

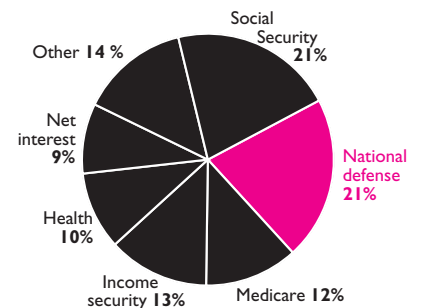
These figures are from an analysis of detailed tables in the “Analytical Perspectives” book of the *Budget of the United States Government, Fiscal Year 2008*. The figures are federal funds, which do not include trust funds — such as Social Security — that are raised and spent separately from income taxes. What you pay (or don’t pay) by April 17, 2007, goes to the federal funds portion of the budget. The government practice of combining trust and federal funds began during the Vietnam War, thus making the human needs

portion of the budget seem larger and the military portion smaller.

*Analysts differ on how much of the debt stems from the military; other groups estimate 50% to 60%. We use 80% because we believe if there had been no military spending most (if not all) of the national debt would have been eliminated.

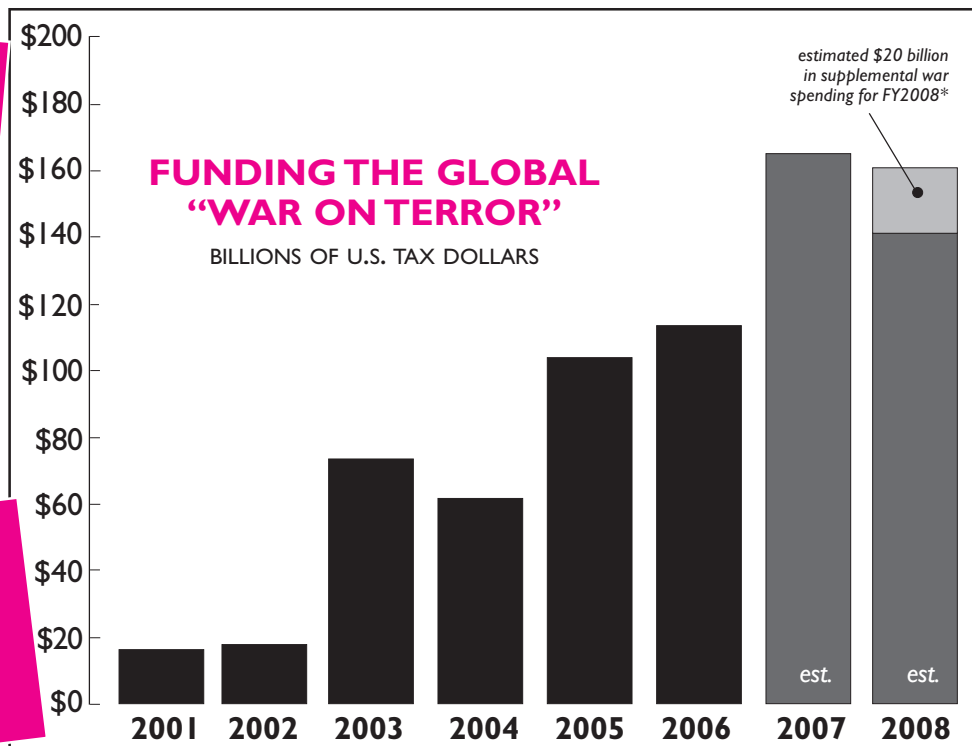
The Government’s Deception

The pie chart (right) is the government view of the budget. This is a distortion of how our income tax dollars are spent because it includes Trust Funds (e.g., Social Security), and the expenses of past military spending are not distinguished from nonmilitary spending. For a more accurate representation of how your Federal income tax dollar is really spent, see the large graph.



Source: *Washington Post*, Feb. 6, 2007, from Office of Management and Budget.

MORE WAR MONEY



U.S. Gov't Accounting Office report, "Global War on Terrorism," 7/18/06, www.gao.gov/new.items/d06885t.pdf (thru 2006); 2007 & 2008 numbers from current U.S. Budget; *Our FY2008 projected supplemental funding is based on estimates in the Center for Strategic and Budgetary Assessments report by Steven Kosiak, 2/6/07, www.csbaonline.org, and because of the Administration's past underprojections

MORE DEATHS

- More than 34,000 **Iraqi civilian deaths** in 2006 — twice as many as in 2005 — and 37,000 injured¹
- More than 12,000 **Iraqi security forces killed** since 2003¹
- More than 3,900 **U.S. military and "coalition" forces dead** with more than 38,400 U.S. military and coalition forces wounded in Iraq and Afghanistan since 2001²
- Twice as many **Afghani deaths** in 2006 — 4,400 (including 1,000 civilians) — compared to 2005³

LESS SECURITY

“Rather than contributing to eventual victory in the global counterterrorism struggle, the situation in Iraq has worsened the U.S. position.”⁴

“It’s a very candid assessment . . . stating the obvious,” according to one intelligence official.

¹UN report, 1/16/2007; ²casualties.org; ³Human Rights Watch report (AP, 1/30/07); ⁴A key finding of the National Intelligence Estimate, a 2006 report from 16 U.S. government spy agencies (“Spy Agencies Say Iraq War Hurting U.S. Terror Fight,” *Washington Post*, 9/24/06)

FEWER FRIENDS

A poll of 26,000 people in 25 countries show the global view of the U.S. role in world affairs is deteriorating.

- 73% **disapprove of U.S. role** in Iraq
- 68% believe that the U.S. military presence in the middle East **provokes more conflict** than it prevents
- 49% believe the United States plays a mainly **negative role** in the world

SOURCE: BBC World Service poll conducted by WorldPublicOpinion.org

DO SOMETHING TO END THE WAR NOW!

- Leaflet with this flyer between now and Tax Day, Tuesday, April 17, 2007. There are peace groups around the country — get out and be visible against the war!
- Write the President and Congress and demand that war money be used for services instead. Write letters to the editor of your local paper. **Send them all copies of this flyer.**
- **Protest with your money!** Refuse to pay all or part of your income tax. Whatever you choose to refuse—\$1, \$10, the 7% that pays for wars in Iraq and Afghanistan, or more — send a letter to elected officials and tell them why. Though illegal, thousands of people openly participate in this form of protest. You can take control of your paycheck and avoid contributing to the military. Contact us for information or referral to a counselor near you. Contribute resisted tax money to organizations working

to help people, provide needed services, or care for victims of war.

- For more about refusing to pay for war, contact the National War Tax Resistance Coordinating Committee, PO Box 150553, Brooklyn, NY 11215, (800) 269-7464; www.nwtrcc.org. Support the Peace Tax Fund bill to allow 100% of your taxes to fund nonmilitary programs: (888) 732-2382; www.peacetaxfund.org.
- Support military personnel who refuse to fight in Iraq and Afghanistan. For more information see www.ivaw.org or www.girights.org. Call the GI Rights Hotline if you are in the military and need help: 800-394-9544.

RESOURCES

- Additional copies of this leaflet are available for 10¢ each (1-199), 7¢ each (200 - 499), 6¢ each (500+) plus 20% postage or call for exact amount.

- For sample brochures and resources on war tax resistance, send a self-addressed stamped (63¢) envelope to War Resisters League at the New York address below.
- *War Tax Resistance: A Guide to Withholding Your Support from the Military*, 144-page handbook with history, methods and resources. \$15 plus \$2 bookrate or \$4 priority mail.

LOCAL CONTACT:

WAR RESISTERS LEAGUE

339 Lafayette Street, New York, NY 10012
Tel (212) 228-0450
Fax (212) 228-6193
wrl@warresisters.org
www.warresisters.org

